


ANNAPOLIS HOME


2019 ADVERTISING SPECIFICATIONS



FULL SPREAD INCLUDING BLEEDS

18" x 11.25"

Leave 1" space between text/important graphics where they cross the gutter (or 0.5" on each side)




FULL PAGE INCLUDING BLEEDS

9.25" x 11.25"


BLEED SIZE
(9.25" X 11.25")
This section of your graphics will be trimmed off after printing.

TRIM SIZE
(Page: 8.75" X 10.75" Spread: 17.5" X 10.75")
Actual edge of final paper.


SAFE AREA
(8.5" X 10.5")
Use 0.25" margins on all sides for bleed ads. Absolutely no text, logos, or important parts of the photos beyond this line.



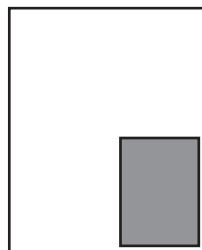
IMPORTANT: Full page ads should be 8.75" x 10.75" with a 0.25" bleed on ALL sides. Any important information should be within the safe zone: 0.25" in from the trim line.



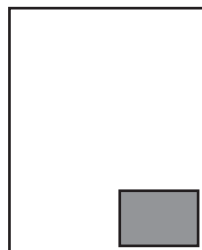
1/2 Page
8.25" x 5.065"



1/3 Vertical
2.5" x 10.295"



1/4 Page
4.125" x 5.065"



1/8 Page
4.125" x 2.5"

DISPLAY AD MATERIAL REQUIREMENTS

Advertisements must be submitted in a 300 DPI, print-ready PDF with 1/4" or 0.25" bleeds. (CMYK only, no RGB files) You can email the document to art@annapolishomemag.com.

PHOTOGRAPHY: Minimum 300 DPI resolution. 4-Color/CMYK only; no RGB files.

Images must be either HI-RES jpeg images or UNCOMPRESSED .TIFF documents.

TH Media reserves the right to reject photography that does not meet these specifications.

IN-HOUSE DESIGN SPECIFICATIONS

If our design team is designing your ad, all provided photography must meet the above specifications. If you are providing us with a logo, it MUST be in vector format (ai, eps, or PDF). If your logo does not meet these requirements we cannot guarantee high quality reproduction, and your logo may be blurry when the magazine is printed.